


Cloth Nappy Nerds Simple Wash Routine

Washing Cloth Nappies is Simple and Easy with the right routine. Please check warranty information for your nappy brands



Remove Soiling and Dry Pail

All poo after you have started weaning needs to be removed. Prior to weaning exclusively milk fed poo is water soluble whether this be breast or formula.



Pre-Wash Cycle


Daily at 60 degrees if using night nappies or mainwashing day 3/4. Every 1-2 days at 60 with non-bio detergent or 40 with bio detergent.

We recommend a half dose of detergent for your prewash. No Fabric Softeners.

FREQUENCY:

DETERGENT (booster optional):

CYCLE SETTING AND TEMP:



Dry Pail until Mainwash

We recommend using an airy basket



Mainwash Cycle

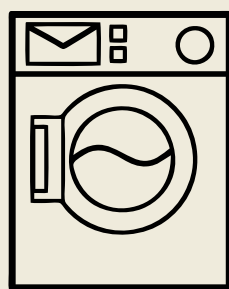
40 degrees with bio detergent. 60 degrees with non-bio or if mainwashing every 3/4 days. Load machine loosely full when dry.

We recommend a full dose of detergent for water hardness, drum size and heavily soiled laundry. Do not use Fabric Softener.

FREQUENCY (MAX 4 Days):

DETERGENT:

CYCLE SETTING AND TEMP:



Dry

Outside on the line

On an arier inside or outside

Tumble on low (we don't recommend you tumble PUL)

Dry away from direct heat (not on a radiator etc)

Remember there is no right way to wash cloth nappies, only the way that works for you. If you need any help or would like a review of your wash routine complete our free wash routine questionnaire at www.clothnappyners.co.uk

